



2014 Brochure





The door built for extreme conditions



What is XtremeDoor

XtremeDoor is a high performance composite door that will protect your home from the very worst of the British weather and the most determined of would-be intruders.

XtremeDoor is much more than a standard composite door – it offers the very best in security, insulation and aesthetics – and is the ideal choice if you're looking for a stylish yet practical entrance door.

In this brochure you can learn more about the innovative design features included in every XtremeDoor and see the full spectrum of designs on offer.

Contents

Page 4-5	GRP composite doors	Page 21	Edwardian 2
Page 6-7	Weather resistance & Thermal Efficiency	Page 22	Edwardian 4
Page 8-9	Security	Page 23	Cottage & solid
Page 10-12	York	Page 24	Cottage 4
Page 13-14	Georgian 1	Page 25	Jacobean (Genoa)
Page 15	Georgian 2	Page 26	Stuart
Page 16	Georgian 3	Page 27	Side panels
Page 17	Cambridge	Page 28	Colour options
Page 18	Victorian	Page 29	Glass options & door furniture
Page 19	Windsor	Page 30	Technical & specification
Page 20	Devon	Page 31	Testimonials



Why choose a composite door?

Composite doors offer the look and feel of a timber door without any of the inherent problems, such as cracking, bowing or twisting. They have a high density foam core, which offers excellent strength and thermal performance, and a durable Glass Reinforced Plastic (GRP) skin to protect from the elements. GRP is the same material that is used to make the hull of lifeboats – demonstrating just how tough it really is!

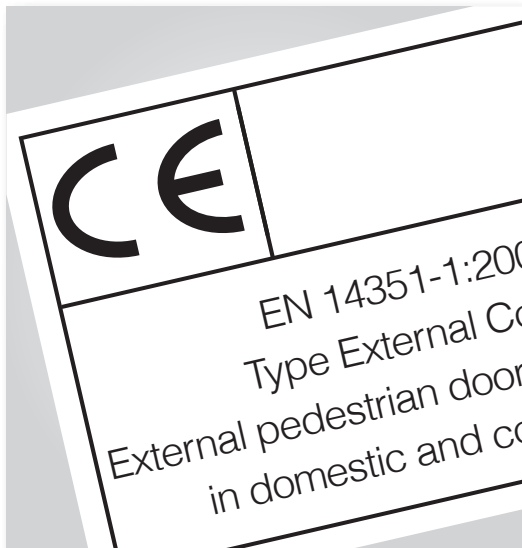
And unlike timber, composite doors are incredibly low maintenance - an occasional wipe over with a damp cloth will restore it to its original finish.

Manufactured using the finest components, XtremeDoor is the leading composite door on the market today.



XtremeDoor offers the look and feel of traditional timber without the issues of deterioration and constant maintenance or repair.

GRP composite doors



CE Marking

The CE marking is a conformity marking for certain products sold within the European Economic Area (EEA) since 1985.

The CE marking is the manufacturer's declaration that the product meets the requirements of the applicable EC directives.

XtremeDoor complies with this legislation.



Timber aesthetics

Thanks to its incredibly realistic woodgrain effect, you would be hard pressed to tell the difference between an XtremeDoor and a timber door, giving you beautiful aesthetics without the maintenance issues.



Modern Production Methods

XtremeDoor is made exclusively by Vista, the UK's leading composite door manufacturers. Vista manufactures XtremeDoor from a state-of-the-art 45,000 sq ft factory in Merseyside and tested to rigorous standards.

All XtremeDoors are built to last and come with a 10 year guarantee as standard.

GRP is a lightweight, extremely strong, and robust material. Its bulk strength and weight properties are very favourable when compared to metal and timber.

Unlike other doors, XtremeDoor can proudly boast that its 10 year guarantee stands the test of time - the manufacturer having been established for over 18 years.

Xtreme Weather Proofing!

The Great British weather is no match for an XtremeDoor! Unlike a timber door which is prone to warping if it's too hot or cold and letting moisture in and heat out; XtremeDoor offers unrivalled protection from the elements.

Thanks to the durable Glass Reinforced Plastic (GRP) skin, the door is water resistant and won't crack or bow during extremes of temperature.

On top of this, the PVC-u door frame is triple sealed. This is more effective at blocking the elements than a standard double sealed door frame, keeping your home warm and dry through wind and rain.

XtremeDoor composite doors are attractive, highly secure, energy efficient and long lasting – perfect for the modern homeowner.



Weather Resistant and Thermally Efficient



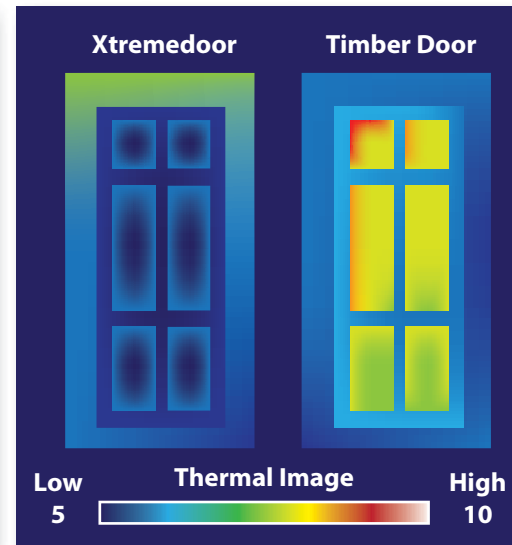
Low Maintenance

Timber doors require regular sanding and painting to ensure they stand the test of time. Composite doors need very little maintenance – in fact the occasional wipe with a damp cloth is all it takes to keep your XtremeDoor in pristine condition.



Composite slab

The XtremeDoor's core is manufactured from a high density foam which provides excellent thermal and noise insulation. The outer layer has a water resistant Glass Reinforced Plastic (GRP) skin, meaning your door won't crack or warp when it's cold or fade in colour when it's sunny.



6 x more thermally efficient than a traditional timber door

Foam is a great insulator, it has been used to insulate houses for a number of years. Thanks to its high density foam core, XtremeDoor is very effective at keeping the cold out and the heat in. Furthermore, an insulating PVC-u strip is applied around the edge of the door, increasing the doors ability to retain heat.

With this in mind it's no surprise an XtremeDoor is six times better at insulating than timber.

U-value is the overall heat transfer co-efficient that describes how well a building element conducts heat. A low U-value usually indicates high levels of insulation.

In the thermal image the red, yellow and green areas show high levels of heat escaping from a traditional timber door. By contrast, the dark areas on the XtremeDoor indicate excellent insulating qualities.

No more painting, sanding or varnishing.

No more cracking, bowing or twisting.



Tested by the police

Did you know 67% of burglars break in through the door? Fortunately when it comes to security, there are no compromises with XtremeDoor. How do we know this? The manufacturer of XtremeDoor have worked with the police to see if it could hold its own against the fiercest of attacks – and it's safe to say XtremeDoor passed with flying colours.

Despite battering the door with immense force for a long period of time, the door stood strong.



XtremeDoors are manufactured from GRP (Glass Reinforced Plastic) which is one of the strongest materials currently used in the manufacture of doors.

Safe and Secure



5 Point Lock

The more points a lock has, the more secure the door will be. Most composite doors have a three or four point lock. XtremeDoor has a five point lock, meaning it is one of the highest performing on the market today.



Anti Snap, Pick, Bump and Drill cylinder

Burglars use multiple techniques to try and break in through a door, including snapping the cylinder or using an adapted key to bump the lock. XtremeDoors are designed to withstand the three main methods of attack during a burglary.



Secured by Design

Secured by Design* is the official UK Police initiative supporting the principals of 'designing out crime'. Only products that pass stringent testing can be awarded Secured by Design accreditation - we're proud to say that XtremeDoor passed with flying colours.

* Upgrade available – ask for details.

- 5 Point Lock (do not accept anything less).
- Anti drill, snap, bump and pick cylinder with cylinder guard as standard.
- Pas 23/24, Secure by Design, Q mark, ISO9001, ISO14001 and ISO18001 accreditations.

Demand these specifications, as anything less is not an XtremeDoor!


York



York – Eternity *



York – Glazed **



York – Bohemia **



York – Block Lead **



York – Kara Zinc or Brass * **TG**



York – Elderton *

	Black		Chartwell Green
	Blue		Cream
	Green		Duck Egg Blue
	Light Oak		Moondust
	Red		Slate Grey
	Rosewood		Anthracite Grey

Door colours are a guide and are only as accurate as the printing process allows. Coloured doors have white interiors as standard. Rosewood and light oak are available both sides. The wood effect finishes on the door and outer frame differ slightly due to the nature of different materials involved.

York – A classic design with two simple glass panels. Suitable for any modern or traditional style of property.

U-Value from 1.3 W/m²K

TG These doors are our Triple Glazed option.
***** Obscure glass choice not available.
****** These require obscure patterned backing glass. See 'Glass Options'.



*York – Sapphire Twist ***



*York – Etch Splendour ***



*York – Crystal Red, Blue, Green & Black * **TG***



*York – Luxury Fused Black ***



*York – Blue Fusion ***



*York – Green Fusion ***

York



York – Knightsbridge * **TG**



York – Toledo *



York – Prestige **



York – Climbing Rose **



York – Rhea **

	Black		Chartwell Green
	Blue		Cream
	Green		Duck Egg Blue
	Light Oak		Moondust
	Red		Slate Grey
	Rosewood		Anthracite Grey

Door colours are a guide and are only as accurate as the printing process allows. Coloured doors have white interiors as standard. Rosewood and light oak are available both sides. The wood effect finishes on the door and outer frame differ slightly due to the nature of different materials involved.



York – Clear Twist **

Georgian I – Featuring a distinctive semi-circular glazing panel, this door is ideal for the street-front property or town house.

U-Value from 1.1 W/m²K

- TG** These doors are our Triple Glazed option.
- *** Obscure glass choice not available.
- **** These require obscure patterned backing glass. See 'Glass Options'.



*Georgian I – Silvaner ***




*Georgian I – Emerald Twist ***



*Georgian I – Murano ***



*Georgian I – Gavalas ***



*Georgian I – Crystal Red, Blue, Green & Black * TG*



*Georgian I – Crystal Blue, Red, Green & Black * TG*

Georgian I



Georgian I – Prism * (only available in Chartwell Green)



Georgian I – Georgian Bar **



Georgian I – San Michel *



Georgian I – Prestige **



Georgian I – Rhea **

	Black		Chartwell Green
	Blue		Cream
	Green		Duck Egg Blue
	Light Oak		Moondust
	Red		Slate Grey
	Rosewood		Anthracite Grey

Door colours are a guide and are only as accurate as the printing process allows. Coloured doors have white interiors as standard. Rosewood and light oak are available both sides. The wood effect finishes on the door and outer frame differ slightly due to the nature of different materials involved.



Georgian I – Belgravia *

Georgian 2


Georgian 2 – Affording a little more light, the two semi-circular panels create a distinctive style door.

U-Value from 1.2 W/m²K

- TG** These doors are our Triple Glazed option.
- *** Obscure glass choice not available.
- **** These require obscure patterned backing glass. See 'Glass Options'.



Georgian 2 – Scotia Zinc * **TG**



Georgian 2 – Murano **




Georgian 2 – Gavalas **



Georgian 2 – Georgian Bar **



Georgian 2 – Prestige **



Georgian 2 – Rhea **

Georgian 3



Georgian 3 – Gavalas **



Georgian 3 – Silvaner **



Georgian 3 – Rhea **



Georgian 3 – Finnese Zinc * **TG**



Georgian 3 – Georgian Bar **

	Black		Chartwell Green
	Blue		Cream
	Green		Duck Egg Blue
	Light Oak		Moondust
	Red		Slate Grey
	Rosewood		Anthracite Grey

Door colours are a guide and are only as accurate as the printing process allows. Coloured doors have white interiors as standard. Rosewood and light oak are available both sides. The wood effect finishes on the door and outer frame differ slightly due to the nature of different materials involved.



Georgian 3 – Scotia Zinc or Brass * **TG**

Georgian 3 – The stately design of this 3-panel door echoes the classic architecture of the Regency period.

U-Value from 1.3 W/m²K

Cambridge – With its arched panels, the Cambridge adds a touch of distinction to properties of any age.

U-Value from 1.3 W/m²K

- TG** These doors are our Triple Glazed option.
- *** Obscure glass choice not available.
- **** These require obscure patterned backing glass. See 'Glass Options'.



Cambridge – Rhea **



Cambridge – Crystal Red, Blue, Green & Black * **TG**



Cambridge – Luxury Fused Black **



Cambridge – Kara Zinc or Brass * **TG**



Cambridge – Etch Splendour **



Cambridge – Elderton *

Victorian



Victorian – Elderton *




Victorian – Rhea **



Victorian – Murano **



Victorian – Etch Splendour **



Victorian – Rioja **

	Black		Chartwell Green
	Blue		Cream
	Green		Duck Egg Blue
	Light Oak		Moondust
	Red		Slate Grey
	Rosewood		Anthracite Grey

Door colours are a guide and are only as accurate as the printing process allows. Coloured doors have white interiors as standard. Rosewood and light oak are available both sides. The wood effect finishes on the door and outer frame differ slightly due to the nature of different materials involved.



Victorian – Glazed **

Victorian – The Victorian features a large single glass panel to allow plenty of light into those spacious turn-of-the-century hallways.

U-Value from 1.4 W/m²K


Windsor – The ornate top to the Windsor's glass panels compliment the gable roofed porches popular in the UK.

U-Value from 1.3 W/m²K

TG These doors are our Triple Glazed option.
***** Obscure glass choice not available.
****** These require obscure patterned backing glass. See 'Glass Options'.




*Windsor – Luxury Fused Black ***



*Windsor – Etch Splendour ***



*Windsor – Emerald Twist ***



*Windsor – Bohemia ***



*Windsor – Crystal Red, Blue, Green & Black * TG*

Windsor



*Windsor – Clear Twist ***


Devon



Devon – Royale Sparkle **



Devon – Mirambello **



Devon – Mosel **



Devon – Murano **



Devon – Kara Zinc or Brass * **TG**

	Black		Chartwell Green
	Blue		Cream
	Green		Duck Egg Blue
	Light Oak		Moondust
	Red		Slate Grey
	Rosewood		Anthracite Grey

Door colours are a guide and are only as accurate as the printing process allows. Coloured doors have white interiors as standard. Rosewood and light oak are available both sides. The wood effect finishes on the door and outer frame differ slightly due to the nature of different materials involved.



Devon – Rhea **

Devon – Another design which allows plenty of light into reception rooms or directly into a kitchen.

U-Value from 1.4 W/m²K

Edwardian 2 – A stylish, traditional door offering a degree of privacy to street-front properties or those with shared access.

U-Value from 0.9 W/m²K

- TG** These doors are our Triple Glazed option.
***** Obscure glass choice not available.
****** These require obscure patterned backing glass. See 'Glass Options'.




*Edwardian 2 – Glazed ***



*Edwardian 2 – Rhea ***



*Edwardian 2 – Andaman Zinc * TG*



*Edwardian 2 – Crystal Red, Blue, Green & Black * TG*



*Edwardian 2 – Silvaner ***



*Edwardian 2 – Tri-Star ***

Edwardian 2

Edwardian 4



Edwardian 4 – Silvaner **



Edwardian 4 – Andaman Zinc * **TG**



Edwardian 4 – Rhea **



Edwardian 4 – Finesse Zinc * **TG**



Edwardian 4 – Bevel G **

	Black		Chartwell Green
	Blue		Cream
	Green		Duck Egg Blue
	Light Oak		Moondust
	Red		Slate Grey
	Rosewood		Anthracite Grey

Door colours are a guide and are only as accurate as the printing process allows. Coloured doors have white interiors as standard. Rosewood and light oak are available both sides. The wood effect finishes on the door and outer frame differ slightly due to the nature of different materials involved.



Edwardian 4 – Scotia Zinc * **TG**

Edwardian 4 – Striking a balance between light and privacy this versatile door compliments any style of home.

U-Value from 1.2 W/m²K

Cottage – Ideal for houses found in rural areas or to provide a rustic, homely feel to any property.

U-Value from 0.8 W/m²K

TG These doors are our Triple Glazed option.
***** Obscure glass choice not available.
****** These require obscure patterned backing glass. See 'Glass Options'.



Cottage – Solid



York – Solid



Edwardian – Solid



*Stable Door – Glazed ***



*Cottage 1 – Andaman Brass * TG*




*Cottage 1 – Glazed ***

Cottage & Solid

Cottage 4



Cottage 4 – Rhea **



Cottage 4 – Crystal Black, Red, Blue & Green * **TG**



Cottage 4 – Silvaner **



Cottage 4 – Andaman Zinc * **TG**



Cottage 4 – Finesse Zinc * **TG**

	Black		Chartwell Green
	Blue		Cream
	Green		Duck Egg Blue
	Light Oak		Moondust
	Red		Slate Grey
	Rosewood		Anthracite Grey

Door colours are a guide and are only as accurate as the printing process allows. Coloured doors have white interiors as standard. Rosewood and light oak are available both sides. The wood effect finishes on the door and outer frame differ slightly due to the nature of different materials involved.



Cottage 4 – Glazed **

Cottage 4 – With a continental feel, this door gives a striking, modern twist to traditional entrances.

U-Value from 1.3 W/m²K

Jacobean – A cottage style door allowing creative glazing combinations within a symmetrical layout.

U-Value from 1.3 W/m²K

TG These doors are our Triple Glazed option.
***** Obscure glass choice not available.
****** These require obscure patterned backing glass. See 'Glass Options'.



*Jacobean – Glazed ***



*Jacobean – Rhea ***



*Jacobean – Andaman Zinc * TG*



*Jacobean – Finesse Zinc * TG*



*Jacobean – Scotia Zinc * TG*



*Jacobean – Silvaner ***

Stuart



Stuart – Knightsbridge * **TG**



Stuart – Toledo *



Stuart – Elderton *



Stuart – Eternity *



Stuart – Bohemia **

	Black		Chartwell Green
	Blue		Cream
	Green		Duck Egg Blue
	Light Oak		Moondust
	Red		Slate Grey
	Rosewood		Anthracite Grey

Door colours are a guide and are only as accurate as the printing process allows. Coloured doors have white interiors as standard. Rosewood and light oak are available both sides. The wood effect finishes on the door and outer frame differ slightly due to the nature of different materials involved.



Stuart – Luxury Fused Black **

Side Panels

Stuart – A simple design with a single offset panel providing a strong style statement but with an informal feel.

U-Value from 1.1 W/m²K

Side Panels – The combinations that can be achieved are spectacular and make for a grand and extremely impressive entrance to your home.

- TG** These doors are our Triple Glazed option.
***** Obscure glass choice not available.
****** These require obscure patterned backing glass. See 'Glass Options'.



*Edwardian 4 – Andaman Zinc * TG*



*York – Eternity **



*Victorian – Elderton **

Colour Options

Using advanced paint technologies based on products used in the yacht industry, these paints are designed to stand the test of time and even withstand anything the British weather has to throw at them for many years. DoorColour is applied with state of the art spraying equipment to give a smooth, even finish, whilst still maintaining the traditional grain definition of your composite door.

Whether you are looking to complement your period property with a Heritage shade or let people know that your home is the place to be, with a bright hue that showcases its unique personality, we have the colour to bring the best out of your door. If you like to unwind and shut out the world after a hard day, you can start the process at your front door with a shade that reflects the calming serenity of arriving home to your very own sanctuary.

All standard colours – red, blue, green and black are through colour.



Chartwell Green



Duck Egg Blue



Cream



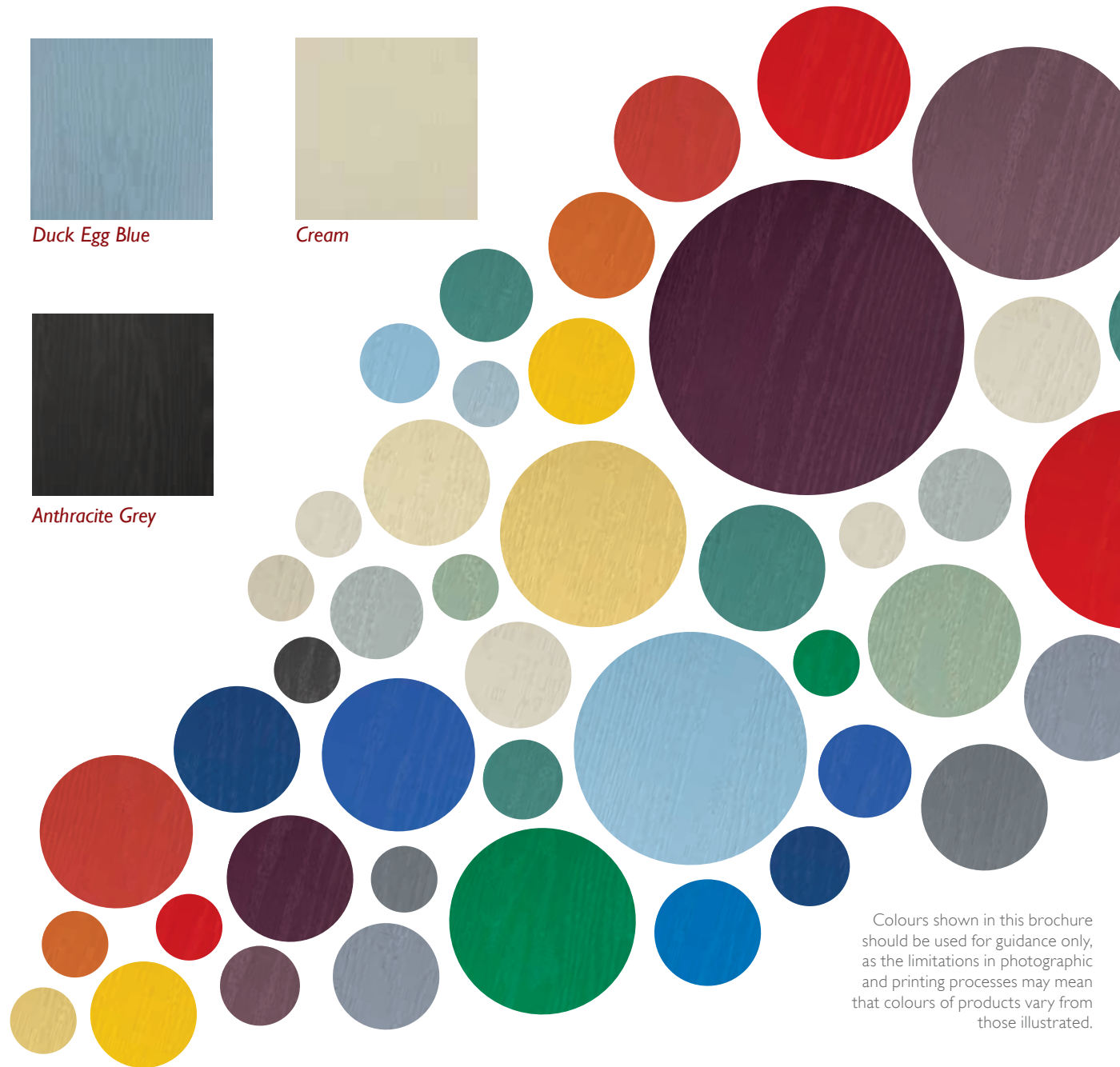
Moondust Grey



Anthracite Grey



Slate Grey



Colours shown in this brochure should be used for guidance only, as the limitations in photographic and printing processes may mean that colours of products vary from those illustrated.



Autumn



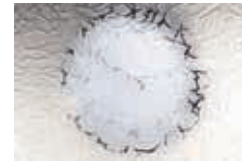
Chantilly



Contora



Cotswold



Florielle




Mayflower



Minster



Oak



Stippolyte



Taffeta

Glass Options

There are lots of different glass options to choose from to go with your XtremeDoor. Each type adds something different, helping you maintain privacy in your home or creating a decorative flair that fits in with your personal style.

XtremeDoors are double glazed as standard but some glass designs are triple glazed.

Glass pattern names are the trademark of Pilkington plc.

The images are the copyright of Pilkington plc. and are reproduced by courtesy.



Urn



Slimline Urn

Door Furniture

Add the finishing touches to your XtremeDoor with our wide range of door furniture including: letterplates and spyholes, as well as decorative urns/slimline urns. There's also a selection of finishes to choose from to go with the colour and style of your XtremeDoor.



Lever / Lever



Lever / Lever Split Spindle.



Standard Letterplate

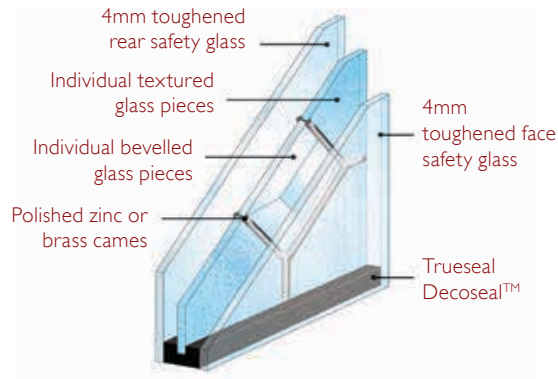


Premium Letterplate



Spyhole

Triple glazed options – Doors marked with **TG** are our triple glazed options and are made up as shown.



- 5 point lock (2 hooks & 3 deadbolts) for ultimate security
- Steel keeps to prevent forced entry
- Anti-drill, pick, snap and bump cylinders to defend from attack
- Cylinder guards to stop cylinders from being snapped
- Stainless steel hardware that will not corrode
- Triple seal outer-frame to protect from the elements
- 100% recycled thermal inserts provide ultimate thermal efficiency and enhanced sustainability
- Tough GRP outer-skin with woodgrain effect finish
- 3-way adjustable hinge
- Part M compliant thresholds available



Door leaf sub frames – The stiles and rails are made from a water resistant composite material. This ensures flatness, strength and provides supreme protection from the elements.

High density foam core – That is both ODP Zero (Ozone Depletion Protection) and CFC free, offering strength and excellent thermal and noise insulation, six times that of a traditional timber door.

High level security – Each XtremeDoor is fitted with a 2 hook 3 deadbolt lock that meets and complies with PAS 23/24. Anti-drill, snap, bump and pick five pin cylinders plus cylinder guard are supplied as standard, and protect from forceful entry.

Furniture – Please view page 29 for our range of door furniture designed to compliment each door from the range.

Accredited threshold – Low aluminium thresholds are designed to comply with Part M, allowing easy access for wheelchairs and pushchairs. Ask your installer for advice on thresholds.

Outer frame – A purpose built PVC-u outer frame utilises 3 seals (particularly rare on a flush fitting door) that offers excellent draught and sound proofing qualities.

Testimonials

“ Our new XtremeDoor fitted perfectly and adds the finishing touch to our home. ”

“ The peace of mind that XtremeDoor's 5 point lock brings has put an end to sleepless nights. ”



“ Spending so much time away from home, the security and low maintenance of XtremeDoor make it a worthwhile investment. ”

“ Since having an XtremeDoor fitted, our house has been so much warmer. You can really feel the difference. ”



“ The quality of XtremeDoor is obvious. Our neighbours have been knocking just to find out where we got it! ”

“ There were so many styles and colours to choose from and we've found the perfect door to match our decor. ”





www.xtremedoor.co.uk



March 2014 Brochure